

STUDENT SATISFACTION SURVEY

Student Satisfaction Survey For the Academic Year September 2021-22

* Required

1. 1. Email ID *

2. 2.Name *

3. 3. Class *

4. 4. Register Number *

5. 5. Year of Admission *

6. 6. How much of the syllabus was covered in Class? *

Mark only one oval.

95-100%

90-95%

85-90%

80-85%

7. 7. How well did the teachers prepare for Classes ? *

Mark only one oval.

- Thoroughly
 Satisfactorily
 Poorly

8. 8. How effective was the classroom communication ? *

Mark only one oval.

- Excellent
 Good
 Satisfactory
 Not Satisfactory

9. 9. Fairness of the internal evaluation process by the teachers *

Mark only one oval.

- Always Fair
 Moderate
 Unfair

10. 10. Was your Performance in assignments discussed with you? *

Mark only one oval.

- Always
 Sometimes
 Never

11. 11. The institute has taken active interest in promoting Project work, field visit opportunities for students. *

Mark only one oval.

- Strongly Agree
 Agree
 Partially Agree
 Disagree

12. 12. For BHS, FND and ID students - the institute takes active interest in promoting internship, project work, industrial visit, field visit opportunities for students.

Mark only one oval.

- Strongly Agree
 Agree
 Partially Agree
 Disagree

13. 13. Teachers inform you about your expected competencies, course outcomes and programme outcome. *

Mark only one oval.

- Always
 Sometimes
 Never

14. 14. Your mentor gives necessary follow-up an assigned task to you. *

Mark only one oval.

- Regularly
 Sometimes
 Never

15. 15. The teachers are able to identify your weakness and help you overcome then. *

Mark only one oval.

- Always
 Sometimes
 Never

16. 16. The teacher illustrate the concept through examples and application's. *

Mark only one oval.

- Always
 Sometimes
 Never

17. 17. Teachers encourage you to participate in *

Mark only one oval.

- Strongly Agree
 Agree to some extent
 Disagree

18. The institute/teachers use student centric methods, such as experiential learning, participative learning and problem solving methodologies. *

Mark only one oval.

- To a great extent
 Moderate
 Not at all

19. 19. What percentage of teachers use ICT tools such as LCD projector, Multimedia, Online technology etc while teaching. *

Mark only one oval.

- Above 90%
 70-90%
 50-70%
 30-50%

20. 20. The teachers identify your strength and encourage you with providing right level of challenges. *

Mark only one oval.

- Yes
 Sometimes
 No

21. 21. Overall quality of teaching process in your institute is very good. *

Mark only one oval.

- Strongly Agree
 Partly Agree
 Disagree

22. Your faculty encourage and lead you for higher level of learning. *

Mark only one oval.

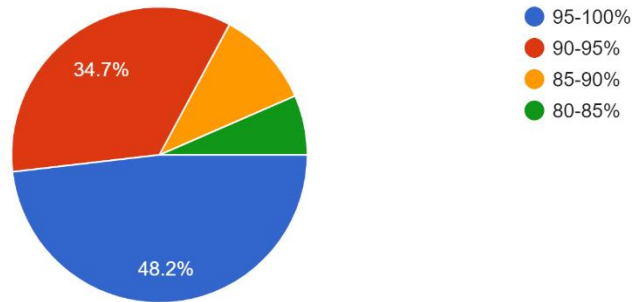
- Agree
- Partially Agree
- Disagree

This content is neither created nor endorsed by Google.

Google Forms

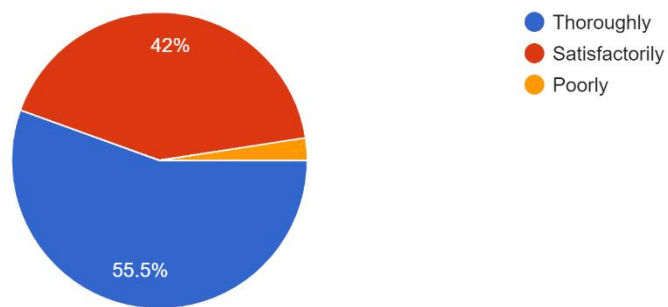
6. How much of the syllabus was covered in Class?

245 responses



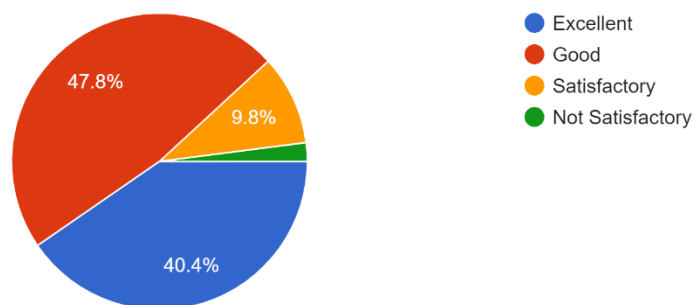
7. How well did the teachers prepare for Classes ?

245 responses



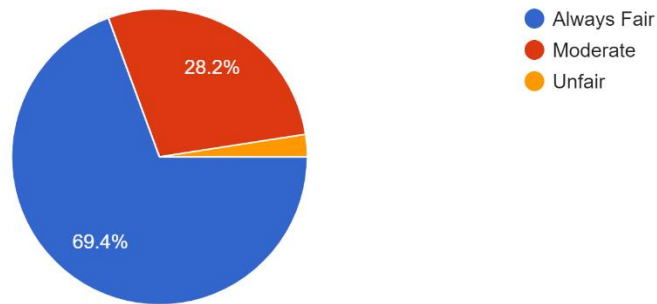
8. How effective was the classroom communication ?

245 responses



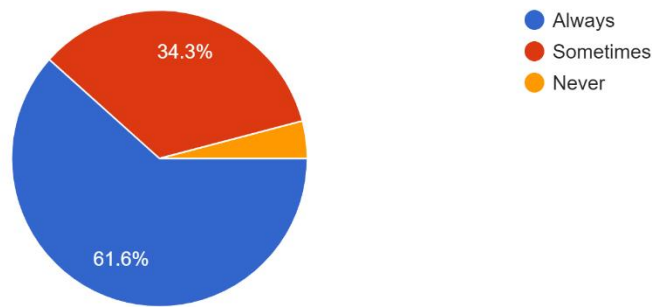
9. Fairness of the internal evaluation process by the teachers

245 responses



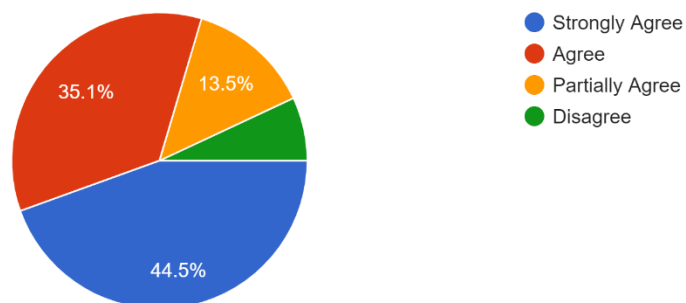
10. Was your Performance in assignments discussed with you?

245 responses



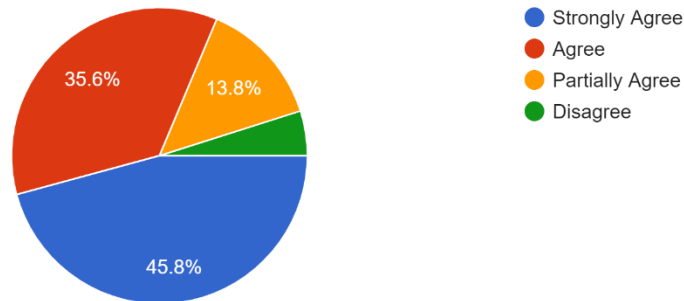
11. The institute has taken active interest in promoting Project work, field visit opportunities for students.

245 responses



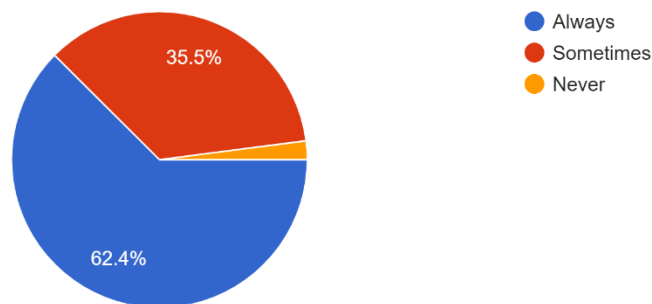
12. For BHS, FND and ID students - the institute takes active interest in promoting internship, project work, industrial visit, field visit opportunities for students.

225 responses



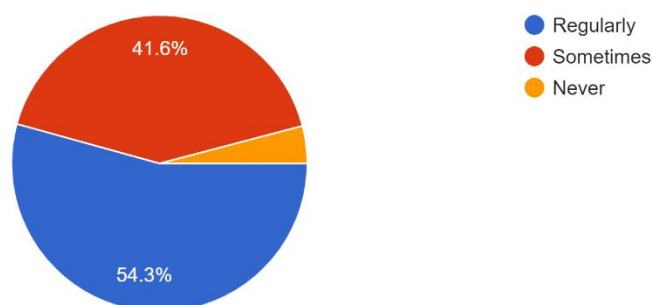
13. Teachers inform you about your expected competencies, course outcomes and programme outcome.

245 responses

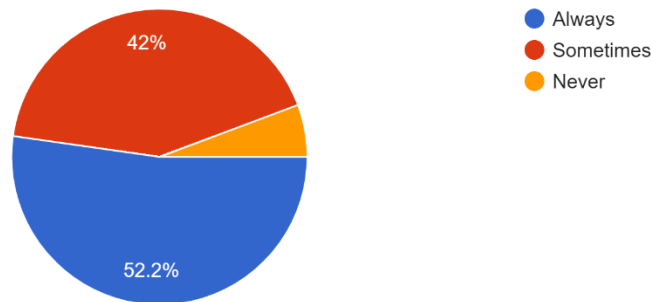


14. Your mentor gives necessary follow-up an assigned task to you.

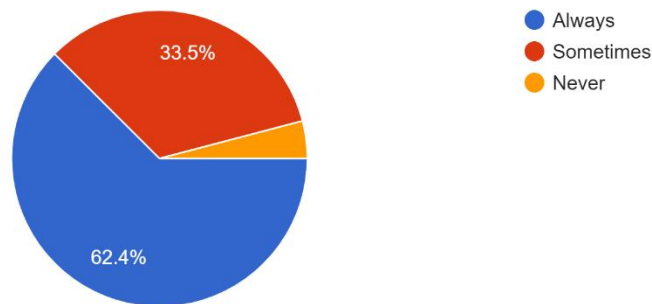
245 responses



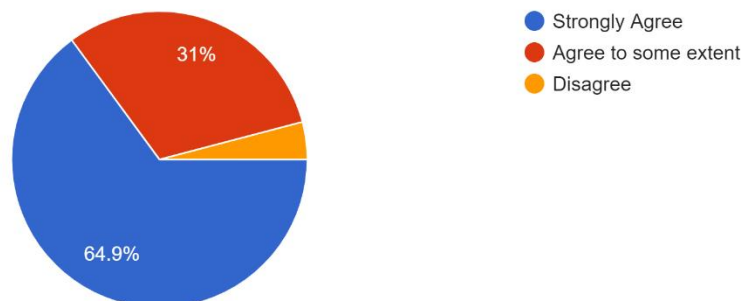
15. The teachers are able to identify your weakness and help you overcome them.
245 responses



16. The teacher illustrate the concept through examples and application's.
245 responses

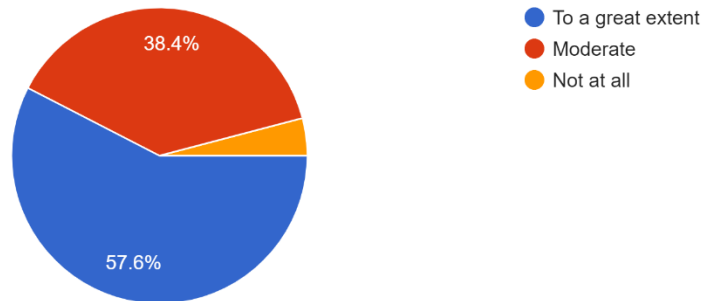


17. Teachers encourage you to participate in
245 responses



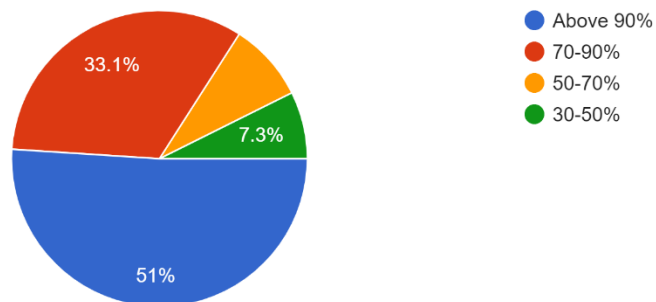
18. The institute/teachers use student centric methods, such as experiential learning, participative learning and problem solving methodologies.

245 responses



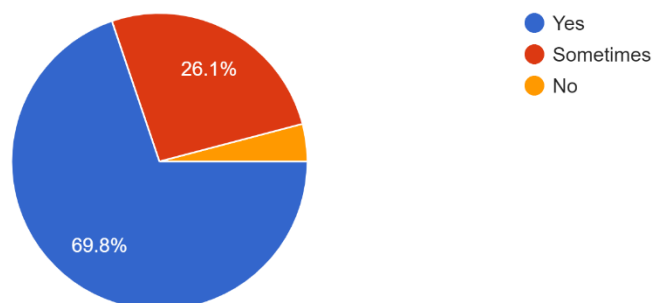
19. What percentage of teachers use ICT tools such as LCD projector, Multimedia, Online technology etc while teaching.

245 responses



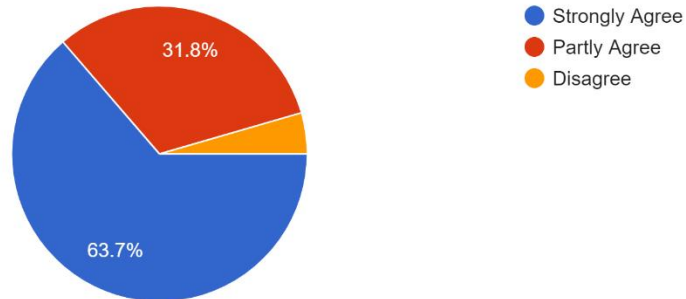
20. The teachers identify your strength and encourage you with providing right level of challenges.

245 responses



21. Overall quality of teaching process in your institute is very good.

245 responses



22. Your faculty encourage and lead you for higher level of learning.

245 responses

